
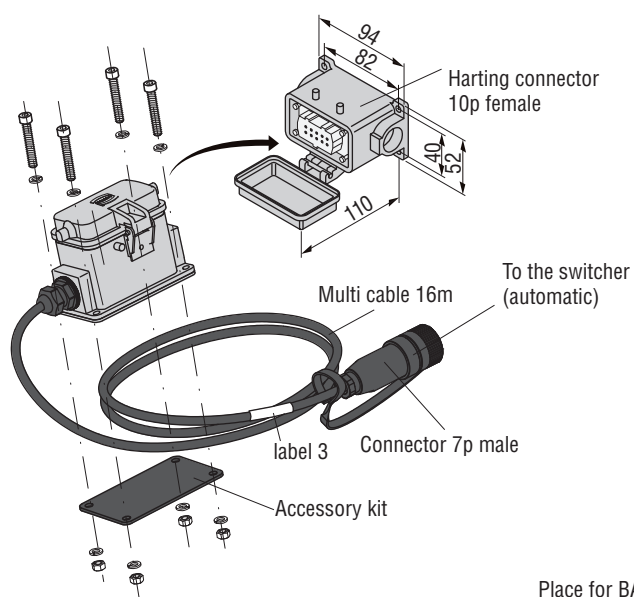


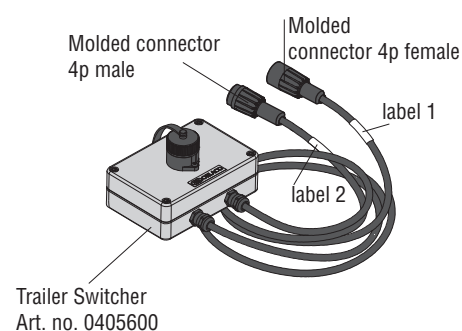
Product Data



Dimensions



Units in mm



Label 3	Label 2	Label 1
8975270 YM	8975250 YM	8975260 YM

Place for BARCODE

TECHNICAL DATA

Trailer Switcher

Article number

Description

0405600

Operating temp:

-40°C to +85°C

Protection:

IP 67 according to IEC 60529, vibration proof.

Weight:

2,5kg

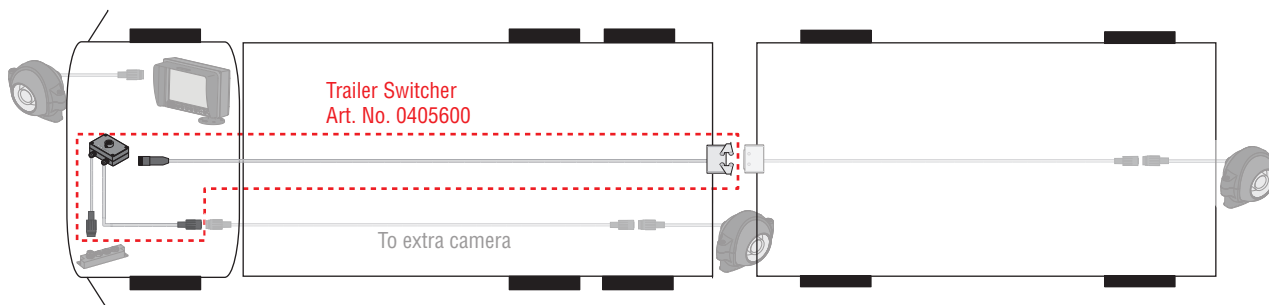
Cables:

Multi cable, Art. No 1220110: 1x coax, 2 x power, 1 x data.

Mounting material

4 x Hexagon socket head cap screw M5 x 35, 8 x Spring washer DIN 126 B5, 4 x Hex nut M5, Isolation plate rubber for Housing Harting.

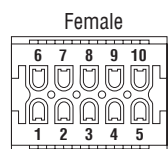
Installation



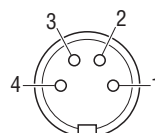
Electrical connection

Soldering of connectors cable assembly

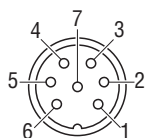
- 1 = Coax = Video signal
- 2 = Coax shielding = Video GND
- 3 = Red = Power
- 4 = Black = 0V
- 5 = N.C.
- 6 = Orange
- 7 = N.C.
- 8 = N.C.
- 9 = N.C.
- 10 = Shielding



Screw side connector

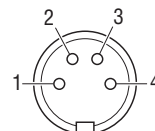


Front side molded 4p male connector



Solder side 7p male connector
Art. No 1330500

- 1 = Coax = Video signal
- 2 = Coax shielding = Video GND
- 3 = Red = Power
- 4 = Black = 0V
- 5 = Shielding
- 6 = Orange
- 7 = N.C.



Front side molded 4p female connector

Connectors Trailer Switcher

- 1 = Coax Video signal
- 2 = Coax shielding Video GND
- 3 = Red Power input
- 4 = Black 0V

All data subject to change without notice. All dimensions are for commercial purpose only.

The camera/display systems from Orlaco comply with the latest CE, ADR, EMC and mirror-directive regulations, where applicable.

All products are manufactured in accordance with the ISO 9001 quality management system, ISO/TS 16949 quality automotive, ISO 14001 environmental management systems and all Ex products with the IECEx scheme and ATEX directives, where applicable.



D S 0 4 0 5 6 0 0 E N R 2 0